


# HingeMaster™



## Finally!

Finally there is a solution for adjusting welded door hinges without marks or damage.

HingeMaster™ solves the problem instantly and saves time and money! Forget damage to paint and hinges when adjusting them. With this easy to use quality tool, hinge adjustment in any direction is possible thanks to the smart design.



HingeMaster™ locks on to the hinge and tightens with help of an arm twist so there is no play between the hinge and the tool which makes it possible to control the adjustment much easier compared with traditional equipment.



Art.no: ST1100


Includes:  
Complete HingeMaster  
hinge adjusting tool.

## Three easy steps!




### Mount

Place the gap around the welded door hinge




### Lock

Lock HingeMaster by turning the handle



### Adjust

Adjust the hinge in desired direction



**JNE**  
Safe Repair  
Equipment  
★★★★★

JNE AB, Box 200  
S-597 24, Åtvidaberg  
Sweden  
Tel: +46 (0)120 - 109 90  
Fax: +46 (0)120 - 109 40  
Mail: info@jne.se  
Web: www.jne.se